


1220-KS



- power to lift





LOADING GROUP HC1/B3	1220-KS1	1220-KS2	1220-KS3	
Type		KX		
TECHNICAL DATA				
Load moment	tm	11.8	11.5	11.2
Hydraulic reach	m	5.3	7.5	9.8
Slewing torque	kgm	1325		
Slewing angle	°	420		
Working pressure	bar	330		
Weight excl. stabilizer legs	kg	1100	1225	1335
Weight of stabilizer legs, standard	kg	170		
Pump performance	l/min	40		
Oil tank capacity, separate tank	l	65		
Power consumption	kW	22		
GEOMETRY				
Height above mounting surface	mm	2135		
Width, folded	mm	2350		
Length of crane, no extra valves	mm	747		
Length with 2 extra valves in hose guides	m	868		
Dual Power Plus link arm system		Basic		
Over-bending on crane	°	15		
Hook height 1 m from column	m	3.30	3.18	3.07
CONTROL MODE				
Manual operation of crane (JS)		Basic		
Manual operation of stabilizer functions		Basic		
Dual control of crane and stabilizer functions		Basic		
Crane operation from stand-up controls		Option		
Operation of the stabilizer legs up/down from the stand-up platform (HS)		Option		
Radio remote control type RC-h		Option		
CONTROLS				
RCL 5300 Safety System		Basic		
Control valve type (-h) for crane operation		Basic		
Control valve type (-h) for operation of stabilizer legs and beams		Basic		
Full working speed in the entire working area		Basic		
OPTIONS: HYDRAULIC EQUIPMENT				
Oil cooler		Option		
High-pressure filter		Option		
Hydraulically extensible stabilizer beam		Option		
Multi-coupling for extra valves in hose guides		Option		
Extra valves in hose guides		Option		
Footplate with ball joint standard or extended		Option		
2 or 4 available functions for operating the separate traverse		Option		
Biodegradable oil		Option		
74 l oil tank mounted on the crane		Option		
OTHER EQUIPMENT				
Number of manual extensions	1100-KS1	1100-KS2	1100-KS3	
EVS stability monitoring system for manually operated cranes		1	1	
Work light on crane		Option		
Spotlight on crane operated via radio remote control		Option		
RC-h with joystick (J) or linear control (L)		Option		
ECT 5320 remote control of all functions of the RCL box mounted at the stand-up platform (HS)		Option		
Manual swing-up stabilizer leg with gas spring		Option		




EVS - active securing of stability

Stability safety system that can actively extend the working area of the crane thanks to more load on the vehicle.



Minimum space requirements

Minimum space requirements give you more space on the truck body - and better economy.




Dual link arm system

The HMF dual Power Plus link arm system has an excellent lifting capacity at long reach and in high positions as well as it makes it possible to lift a heavy load close to the column.



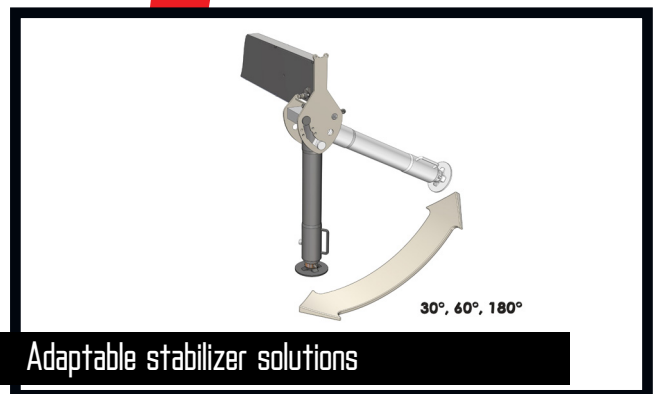
HMF RCL 5300

The system monitors all safety functions and shows the current load moment on the crane.




Short knuckle boom system (KS)

The short knuckle boom system (KS) is equipped with a shorter jib than a standard knuckle-boom system. Thanks to a short knuckle boom system, the crane fitted with a grab, can be stowed while extended in a platform body of 4 m without dismounting the grab. The lifting height close to the column is increased with more than 3 m and in this way offers the possibility of lifting tall items close to the column. The boom system is available with 1, 2 or 3 hydraulic extensions.



Adaptable stabilizer solutions

The stabilizer legs of the crane are to ensure stability - however they have to be easy to handle and must not take up too much space when not in use. Therefore you can choose between fixed stabilizer legs, manual swing-up stabilizer legs to 30/60° or manual swing-up stabilizer legs to 180° with gas spring. Stabilizer beams can be freely selected as hydraulically extensible or manually extensible, also in connection with the sophisticated EVS stability monitoring.



Cross-over control

The lever sequence on manually operated cranes with ground control (JS) can be transferred via cross-over control rods to the opposite side of the crane. Thanks to cross over controls, you obtain that the control lever sequence is the same in both sides of the crane, i.e. the sequence is from the left: "Slew", "boom", "jib" and "extension". The rods are made of particularly sturdy steel pipes for precise and efficient control of the movements.



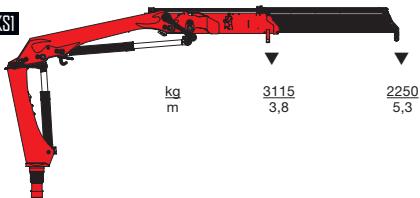
Stand-up control

With stand-up control, the crane operator has an increased overview of the crane movements. Especially when loading and unloading the platform body with e.g. grab or pallet fork, the crane operator has the full view of both the platform body and the working area. The crane operator is protected by the HSL or HSL-E safety system which prevents the crane from hitting the operator on the stand-up platform.

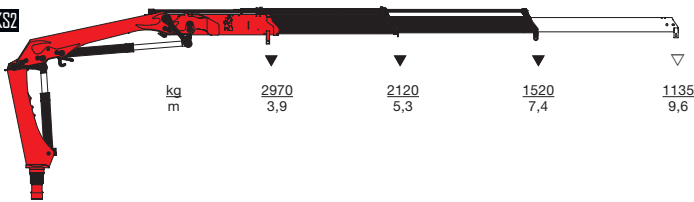


- power to lift

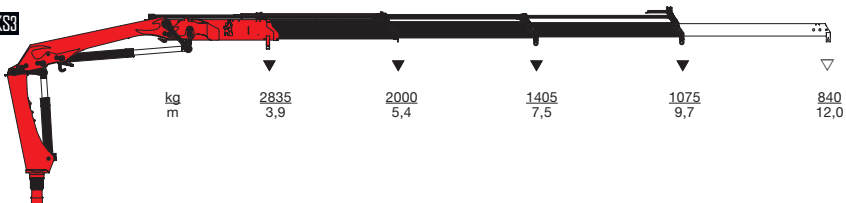
HMF 1220-KS1



HMF 1220-KS2



HMF 1220-KS3



▼ Lifting capacity without manual extensions
 ▽ Lifting capacity with manual extensions



- power to lift
HMF Group A/S

Oddervej 200 · DK-8270 Højbjerg
 Tel.: +45 8627 0800 · Fax: +45 8627 0744 · info@hmf.dk

www.hmf.dk

Z008777-01

We reserve the right to introduce improvements and modifications