


1420K-RC



- power to lift



LOADING GROUP HC1/HD4/B3		1420-K1	1420-K2	1420-K3	1420-K4	1420-K5	1420-K6
Type							K-RC
TECHNICAL DATA							
Load moment	tm	13.5	13.0	12.6	12.2	11.8	11.5
Hydraulic reach	m	6.2	8.3	10.4	12.7	14.9	17.2
Slewing torque	kgm			1794			
Slewing angle	°			400			
Working pressure	bar			330			
Weight excl. stabilizer legs	kg	1360	1500	1640	1775	1895	1990
Weight of stabilizer legs, standard	kg			200			
Pump performance	l/min			45-70			
Oil tank capacity, separate tank	l			90			
Power consumption	kW			25-38			
GEOMETRY							
Height above mounting surface	mm			2245			
Width, folded	mm			2500			
Length of crane, no extra valves	mm			825			
Length with 2 extra valves in internal hose reel	m			825			
Dual Power Plus link arm system				Basic			
Over-bending on crane	°			15			
Hook height 1 m from column	m	2.8	2.7	2.6	2.5	2.4	2.4
CONTROL MODE							
Radio remote control of crane				Basic			
Manual operation of stabilizer functions				Basic			
Remote control box with HMF InfoCentre				Option			
Remote control box, linear control levers (L) or joysticks (J)				L / J			
Stand-up controls with bracket for radio remote control box				Option			
Top seat on column with bracket for remote control box				Option			
CONTROLS							
RCL 5300 Safety System				Basic			
Control valve type (RC) for crane operation				Basic			
Control valve type (-h) for operation of stabilizer legs and beams				Basic			
HDL speed adaptation system				Basic			
OPTIONS: HYDRAULIC EQUIPMENT							
Oil cooler				Option			
High-pressure filter				Option			
Hydraulically extensible stabilizer beam				Option			
Multi-coupling for extra valves in hose guides				Option			
Extra valves in hose guides				Option			
Extra valves in hose reels internally in the jib extensions				Option			
2 or 4 available functions for operating the separate traverse				Option			
1500 kg hydraulic hoist on the crane				Option			
90 l oil tank mounted on the crane				Option			
OTHER EQUIPMENT							
Number of manual extensions		-	3	3	3	2	1
Fixed or variable flow pump				Option			
Work light on crane				Option			
Stabilizer leg, 30°/60° manual swing-up, type R, 0.8-1.3 m				Option			
Manual swing-up stabilizer leg with gas spring				Option			
Biodegradable oil				Option			
Footplate extended 100 mm or 200 mm				Option			




HMF InfoCentre

The HMF InfoCentre continuously informs the operator about the current load moment and condition of the crane.



Dual Link Arm System

The HMF dual Power Plus link arm system has an excellent lifting capacity at long reach and in high positions as well as it makes it possible to lift a heavy load close to the column.



Oil regeneration system

A particular hydraulic valve on the hydraulic extensions of the crane optimises the speed of the extension system.



Hoist

A hydraulic hoist provides efficiency for solving of lifting tasks in high positions - also via the Fly-Jib.



HMF Radio Remote Control type RC

(Remote Control)

HMF radio remote control provides the operator with all advantages and possibilities for remote control of the crane functions and important safety functions. The crane operator can move in the entire working area and can at any time position himself optimally and safely in relation to the lifting task.

The crane is equipped with the HDL system which automatically adapts the crane speed to the working situation when it is exposed to a lot of stress.



EVS - active Securing of Stability

HMF's patent pending stability safety system, EVS, is continuously taking into account the current load on the vehicle so that crane and truck are in perfect balance. As the system includes the load on the truck body as a part of the tare weight of the vehicle, it means that you actually obtain a considerably larger working area with a load on the truck body - thanks to EVS.



Immaculate Finish - Year after Year

HMF does not compromise on the surface treatment. This is made possible thanks to HMF's ZetaCoat pre-treatment followed by EQC powder coating, ensuring that corrosion never takes over. We guarantee that you obtain the best imaginable paint quality - a quality that never fades and that can withstand damage.



Stand-up controls with Radio Remote Control

With stand-up controls and radio remote controls the crane operator has an increased overview of the crane movements. The remote control is placed in a bracket on the stand-up platform where it is fixed whilst operating the crane. The crane operator is protected by the HSL or HSL-E safety system which prevents the crane from hitting the operator on the stand-up platform.

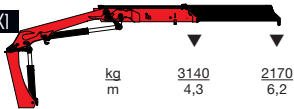


- power to lift

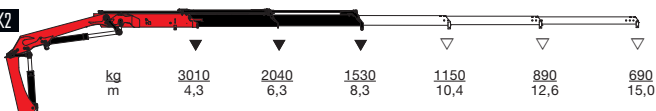


HMF 1420K-RC

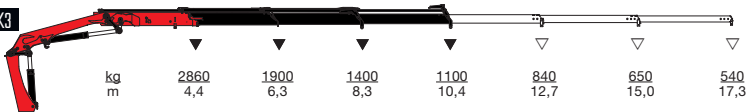
HMF 1420-K1




HMF 1420-K2




HMF 1420-K3



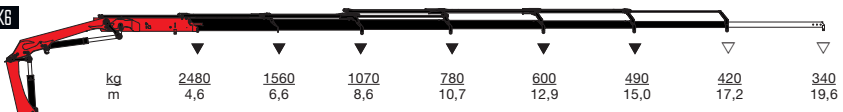
HMF 1420-K4



HMF 1420-K5



HMF 1420-K6



▼ Lifting capacity without manual extensions
 ▽ Lifting capacity with manual extensions



- power to lift
HMF Group A/S

Oddervej 200 · DK-8270 Højbjerg
 Tel.: +45 8627 0800 · Fax: +45 8627 0744 · info@hmf.dk

www.hmf.dk

Z008860-01

We reserve the right to introduce improvements and modifications