

# 2130-K




- power to lift






LOADING GROUP HC1/HD5/B3		2130-K2	2130-K3	2130-K4	2130-K5	2130-K6	2130-K7	2130-K8
Type					KX+			
<b>TECHNICAL DATA</b>								
Load moment	tm	19.5	19.0	18.5	18.1	17.6	17.2	16.9
Hydraulic reach	m	8.3	10.3	12.5	14.8	17.2	19.4	21.7
Slewing torque	kgm	2426						
Slewing angle	°	400						
Working pressure	bar	345						
Weight excl. stabilizers	kg	1770	1925	2080	2220	2345	2450	2535
Weight of stabilizers, standard	kg	275						
Pump performance	l/min	70-100						
Oil tank capacity, separate tank	l	90						
Power consumption	kW	40-58						
<b>GEOMETRY</b>								
Height above mounting surface	mm	2295						
Width, folded	mm	1005						
Length of crane, no extra valves	mm	885	885	885	885	885	995	995
Length with 2 extra valves in internal hose reel	m	2.7	2.7	2.6	2.5	2.4	2.3	2.2
Single Power Plus link arm system		Basic						
Over-bending on crane	°	15						
Hook height 1 m from column		2.7	2.7	2.6	2.5	2.4	2.3	2.2
<b>CONTROL MODE</b>								
Radio remote control of crane		Basic						
Manual operation of stabilizer functions		Basic						
Remote control box with HMF InfoCentre		Option						
Remote control box, linear control levers (L) or joysticks (J)		L / J						
Stand-up controls with bracket for radio remote control box		Option						
Top seat on column with bracket for remote control box		Option						
<b>CONTROLS</b>								
RCL 5300 Safety System		Basic						
Proportional control valve type (-d) for radio remote control		Basic						
Dual control of stabilizer functions (crane)		Basic						
Electronic speed adaptation system HDL-d		Basic						
<b>OPTIONS: HYDRAULIC EQUIPMENT</b>		2130-K2	2130-K3	2130-K4	2130-K5	2130-K6	2130-K7	2130-K8
Oil cooler		Option						
Hydraulic winch 1500 kg		Option						
Hydraulic winch 2500 kg		Option						
Radio remote controlled stabilizer functions		Option						
Extra valves in hose guides		Option	Option	Option	Option	Option		
Extra valves in hose reels internally in the jib extensions		Option	Option	Option	Option	Option		
Extra valves in external hose reels							Option	Option
90 l oil tank mounted on the crane		Option						
2 available functions (manual stabilizer beam)		Option						
4 available functions (hydraulic stabilizer beam)		Option						
Radio remote controlled stabilizer functions		Option						
<b>OTHER EQUIPMENT</b>		2130-K2	2130-K3	2130-K4	2130-K5	2130-K6	2130-K7	2130-K8
Number of manual extensions				3	3	3	2	1
Work light on crane		Option						
Temperature monitoring		Option						
Available radio remote controlled valve section fitted on the base		Option						
Shielding of jib cylinder		Option						



### Multi-coupling

A multi-coupling makes it easy and simple to mount and dismount hydraulic accessories.



### 180° swing-up stabilizer leg

Swing-up stabilizer leg to 180° - manual with gas spring or hydraulically operated.



### HMF InfoCentre

The HMF InfoCentre (option) indicates the functional condition of the crane as well as the reasons for crane stops and errors. With EVS, the current stability of the vehicle is also indicated.



### Single link arm system

The HMF single Power Plus link arm system has an excellent lifting capacity at long reach and works particularly fast when loading and unloading with grab.



Immaculate finish - year after year

HMF does not compromise on the surface treatment. This is made possible thanks to HMF's ZetaCoat pre-treatment followed by EQC powder coating, ensuring that corrosion never takes over. We guarantee that you obtain the best imaginable paint quality - a quality that never fades and that can withstand damage.



Extra valves with variation

A well-known and usual hose routing to the end of the extensions means that 1 or 2 extra valves are fed in sturdy hose guides alongside the jib extension system. If further efficient protection of the hoses is required, 1 or 2 extra valves can be fed in internal hose reels and lie particularly well protected. In case of more than 6 hydraulic extensions or a reach of approx. 17 m, 1 or 2 extra valves will be fed in external, smooth-running and efficient hose reels.



EVS - active securing of stability

HMF's patent pending stability safety system, EVS, is continuously taking into account the current load on the vehicle so that crane and truck are in perfect balance. As the system includes the load on the truck body as a part of the tare weight of the vehicle, it means that you actually obtain a considerably larger working area with a load on the truck body - thanks to EVS.



HMF radio remote control

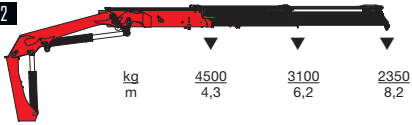
The HMF radio remote control is part of a unique operation and safety system (TCC - Total Crane Control), which provides the operator with all advantages and possibilities for operating the crane functions and important safety functions on the HMF RCL Safety System. By means of the remote control box you can carry out many tasks besides operating the crane, independent of a fixed control position.



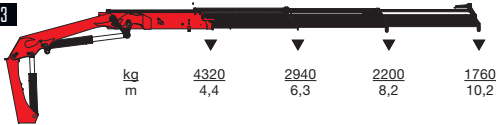
- power to lift



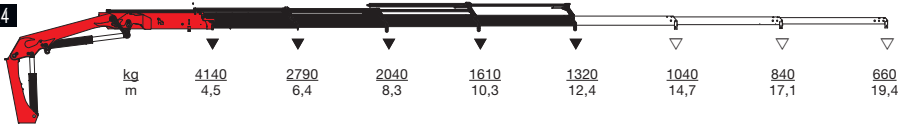
HMF 2130-K2



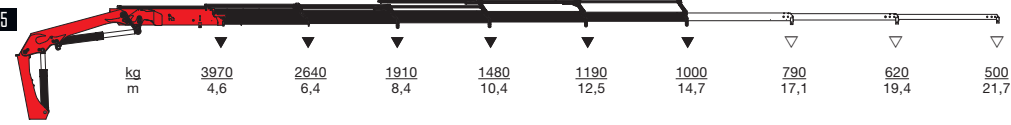
HMF 2130-K3



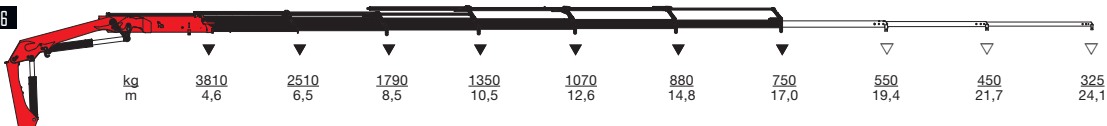
HMF 2130-K4



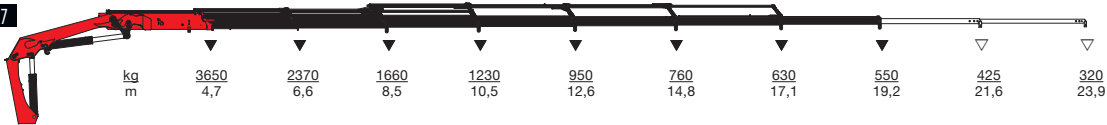
HMF 2130-K5



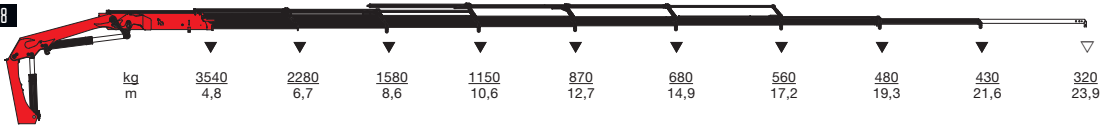
HMF 2130-K6



HMF 2130-K7



HMF 2130-K8



▼ Lifting capacity without manual extensions  
 ▽ Lifting capacity with manual extensions



- power to lift  
**HMF Group A/S**

Oddervej 200 · DK-8270 Højbjerg  
 Tel.: +45 8627 0800 · Fax: +45 8627 0744 · info@hmf.dk

[www.hmf.dk](http://www.hmf.dk)

Z008735-02

We reserve the right to introduce improvements and modifications